




# Welcome to Year 1

2024-2025



# Agenda



- Meet the team
- Key days
- P.E & swimming kits
- Home reading
- School library
- Spelling test
- Homework
- Blog
- Curriculum
- Phonics Screening Check 2025
- Questions

# Meet the team



Miss Smith  
**(Year 1 Leader)**  
(1R Teacher)



Mr Mahmood  
(1W Teacher)



Miss Korotania  
(1B Teacher)



Mrs Cheema  
(SCITT Teacher)



Mrs Patel  
(1R LSA)



Mrs Mattu  
(1W LSA)



Mrs Watkins  
(1B LSA)

# Key days



Monday	Tuesday	Wednesday	Thursday	Friday
New 'Book Bag' reading book given	Library	P.E kits	New 'Story book' reading book given  Spelling test	P.E kits  Swimming  Homework set

- Please send Swimming kits in as early as possible!
- Ensure books are in your child's book bag each day, along with their diary.

# P.E Kits



- ▶ EVERY WEDNESDAY & FRIDAY
- ▶ What should a P.E kit include?



Trainers or pumps – they CANNOT wear their school shoes.



BH P.E t-shirt



Jogging bottoms OR shorts depending on preference/the weather.



# Swimming Kits



- ▶ EVERY FRIDAY
- ▶ What should a swimming kit include?



A swimming costume for girls/swimming trunks for boys.



A towel large enough to dry themselves.



A swimming hat for girls. This is for hygiene & to keep the pool clean and safe.


N.B. It would be ideal for girls to wear their hair in a bun on Fridays as this makes it easier to put swimming hats on. Also the girls have found it quite tricky to put tights on after swimming so perhaps trousers would be more practical. No earrings please.



# Home reading



- Your child will be heard read by an adult in class every week
- They will be heard **daily** by their Phonics teacher
- Please listen to your child read at home regularly and sign in their diary.

Date, book and page number	Comments <small>Colour in or tick the stars to show how much you enjoyed your reading</small>
18/09 Pip the parrot	Read well to page 8. Found 'bite' tricky. Mum 

# School library



- In Year 1 we will be visiting the school library.
- Your child is allowed to take a library book out and bring it home.
- This is a story to share with the family. They won't necessarily be able to read it themselves.
- Please keep the book in your child's book bag. There will be a charge for lost books.



# Spelling test



- Every Thursday
- **Essential** that the children practise
- Words are all linked to phonics or spelling rules outlined in the Y1 national curriculum
- Help us to instil a growth mindset

# Spelling test




## Rainbow Words

First write your spelling words in pencil. Trace over the words 5 times, using a different coloured crayon each time.

## Spelling Flowers

Draw a big flower. Write each of your spelling words on one of the petals.



## UPPER and Lower

Write each of your spelling words two times.  
First, write each word in UPPERCASE letters. Second, write each word in lowercase letters.

## Headlines

Cut letters out of newspapers and magazines to spell out your words.  
Stick them down to a piece of paper.



# Spelling test



## Silly Sentences

Write silly sentences with a spelling word in each sentence. Underline your spelling words.

Example: My cat wears a yellow hat when she goes dancing.

## Across and Down

Write each word across and down, sharing the same first letter.

Example: when  
h  
e  
n



## Backwards Words

Write out your spelling words forwards and then backwards.

Example: home emoh

## BUBBLE WORDS

Write your spelling words in bubble letters. After you have written them you can colour them in with crayons.



# Homework



- Homework is sent home weekly on a Friday afternoon.
- Children are expected to do their homework over the weekend and return to school.
- We kindly ask that all homework is returned by Wednesday the following week.
- Please support your child with their homework - BUT do not do it for them. It is to help them learn and consolidate learning from the week.



# Curriculum



- **Science** - animals, seasons, materials, plants
- **Geography** - our school, local area and local park
- **History** - Toys from the past, Kings, Queens and Castles, Nurturing Nurses (Florence Nightingale & Edith Cavell)



# Phonics Screening Check



- w/b Monday 9<sup>th</sup> June 2025

## What is the Phonics Screening Check?

- *The Phonics Screening Check is a test to assess whether pupils have a good understanding of what they have learnt in Phonics so far.*
- *Every Year 1 child in England will take this test during a 1:1 sitting with a teacher. It should not be stressful for the children and won't be referred to as a 'test'.*

## How does it work?

- *During the Phonics Screening Check, children are asked to read 40 words. Most of these words are real words, but some are also pseudo-words. A pseudo-word is a fake word (also known as 'alien words').*
- *There isn't a time limit for the Phonics Screening Check. It usually takes around 10 minutes.*

## Why are pseudo-words used?

- *These 'nonsense words' are important because all children will need to use their decoding skills to read them. Children will need to segment and blend the words as they will have not been learnt by sight.*
- *Pseudo-words will have a picture of an alien next to them and the children will be familiar with this.*

## What happens if my child doesn't pass?

- *The pass mark is usually 32. If your child does not pass, they will be given appropriate support with their phonics to help them reach the expected standard. They will then re-take the Phonics Screening Check in Year 2.*
- *You will be given your child's results by the end of the school year.*

# Blog



- Your children's username and passwords are in the back of their reading diaries.
- Please sit with your child to respond to the class blogs. If they are unable to type, please ask them what they would like to say and add it for them.
- The children are currently learning to log in by themselves and we would really appreciate your support with this!

# Questions?

